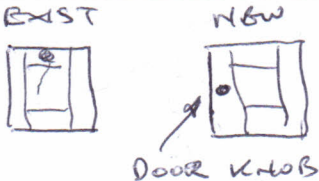
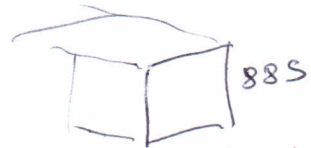



Ambleside

K Card

SURF BAY LEISURE AFTERSALES ASSESSMENT SHEET

Completed By:	K R 24.4.15	
Arrival Time	12.00	
Departure Time:	1.00	
Work Code	403	Address:
Log No.	QUOT-1600	(174) Durdle Door Caravan Park Lulworth Cove Wareham BH20 5PU Tel:1929400200
Make	Quotes	
Model	ABI	
Size	36x12	
Serial No.	1570929	
Stock No.	30728	
Pitch No.	H44	
Notes:	Request to swap out integrated dishwasher for an integrated washing machine.	
Description:	<p>PLUMBING + WASTE ALREADY THERE DISHWASHER IS 600 WIDE - SO A STANDARD WASH M/C SHOULD FIT - <u>BUT</u> WOULD NEED WASH M/C TO TAKE DOOR + THEREFORE NEW DOOR TO MATCH AS HANDLE WILL HAVE TO BE ON SIDE!</p>	
Parts Required:	<p>EXIST NEW</p>  	
Measurements:		
Estimated Time:		
Man Power:	2 MBH 1 1/2 HRS	
Photos Taken?	✓	

NOTE ADJUSTED SIDE DOOR AS IT WOULD NOT OPEN
 THE FRAME IS LOWER ON HINGE SIDE
 BY ABOUT 10MM SO THERE IS A GAP ON
 LOCK SIDE

(ALSO ADJUSTED PITCH DOORS)